

# How It Works: LEO™ Classroom

Connect with expert tutors for on-demand, 1-to-1 help



The expert tutors at **Tutor.com** can help you work through a tough homework problem, improve your writing skills, study for a test, review a difficult concept, and so much more!

## Live Tutoring Step-by-Step Guide

The screenshot shows the 'Connect with a Tutor Now' interface. At the top, there are navigation links like 'Connect with a Tutor Now', 'Schedule a Session', 'Drop Off Your Work', 'Test Prep and Self-Study', 'Job and Career Resources', and 'My Account'. Below this is a section titled 'What do you need help with today?' with a language dropdown set to 'English'. There are two dropdown menus for 'Topic' and 'Subject'. Below these are radio buttons for 'Chat Only' and 'Chat with Voice'. A text input field is labeled 'Question' with the placeholder 'Enter your question here...'. There is also an 'Attach a File' link and a prominent yellow 'SUBMIT' button.

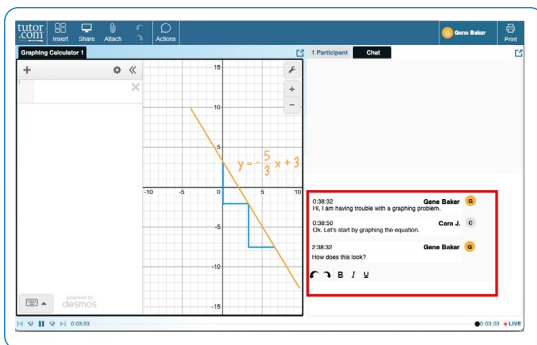
### Step 1: Get started

All Paterson Public School students in Grades 6-12 can log in to their FREE account today through CLEVER!

### Step 2: Get the right tutor and start your session

Fill in the quick pre-session questionnaire. Using this information, we will match you with the first available tutor best qualified to assist you.

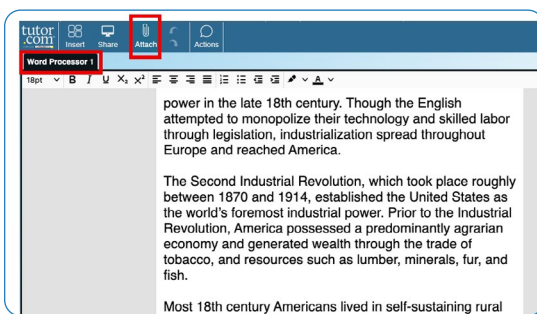
Click on the **SUBMIT** button to quickly connect with an incredible tutor.



### Step 3: Communicate

You can use text- or voice-chat to communicate with your tutor in the online classroom. You and your tutor may also use the interactive whiteboard to share work and ideas.

*All activity in the classroom is recorded for review and quality control. Transcripts will be available afterward in **My Account** under the **Completed Sessions** tab.*



### Step 4: Share a file

You can upload files related to your assignment to the online classroom—including documents, spreadsheets, presentation slides, screenshots, image files, and more. You and your tutor will be able to view them together during your session.

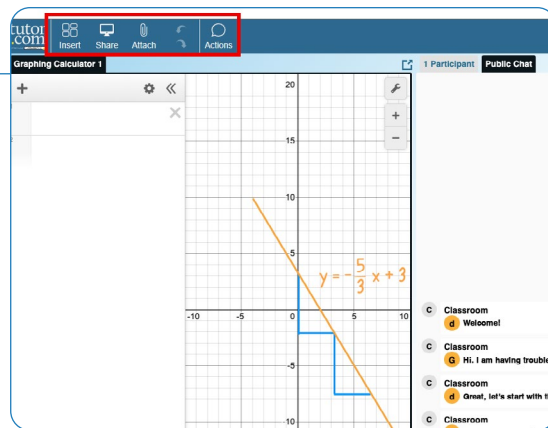
The screenshot shows a survey titled 'How was your session?'. It contains three rows of smiley face icons for rating: 'How was your overall session?', 'How was your tutor?', and 'How well did you understand the lesson?'. Each row has five icons, with the first one in each row being a larger, more expressive smiley face. Below the survey is a text input field for 'Is there anything else you'd like to share with us today?' and a yellow 'SUBMIT' button.

### Step 5: Rate and review your session

After each session, be sure to let us know how we did! Complete the survey and share your comments. Then, you'll have the option to play a recording of your session and email or print the chat log and whiteboards.

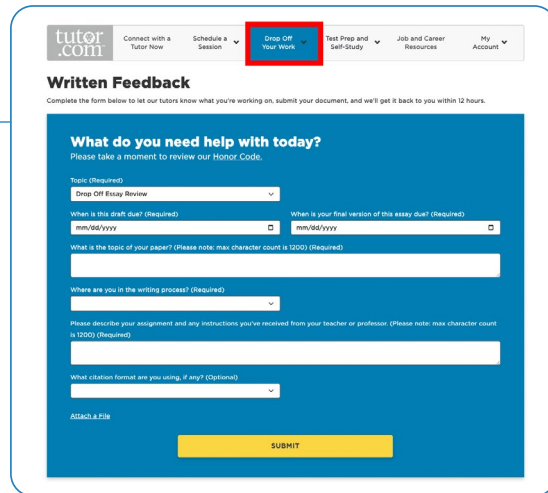
## Use special tools

The classroom includes a graphing calculator, code editor, and text editor that can be used when working on subject material requiring special tools. You can open them by using the buttons above the whiteboard.



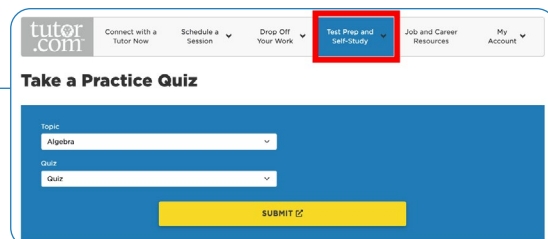
## Submit your paper

The drop-off writing review service allows you to get expert help from a tutor without having to connect for a real-time session. Upload a draft of your assignment—whatever stage it is at—and get detailed feedback within a day. Retrieve your tutor's completed review in **My Account** under the **Completed Sessions** tab.



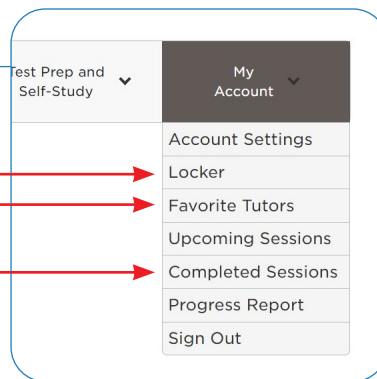
## Practice for a test

Use our practice quizzes to assess your knowledge and prepare for upcoming tests in math, science, and English. Take a quiz, review your results, and connect with a tutor to go over any questions you may have missed.



## Use My Account

- Access files you have saved or those you have shared in sessions with your tutors under **Locker**.
- Reconnect with your favorite tutors or see when they are next available by clicking on **Favorite Tutors**.
- Review previous sessions and retrieve feedback on your drop-off reviews under **Completed Sessions**.



## FAQ for Parents

By partnering with Tutor.com, every eligible student can access no-cost, 1-to-1 online tutoring in English and Spanish, along with drop-off writing review, self-paced test prep from The Princeton Review®, and other learning resources.

### How do students access high-quality tutoring with Tutor.com?

All Paterson Public School students in Grades 6-12 can log in to their FREE account today through CLEVER!

### Are sessions safe?

Yes. Tutor.com complies with all applicable safety and security regulations. Tutors are rigorously vetted, and the quality specialist team ensures the integrity of sessions, which take place in our secure virtual classroom. Tutors do not receive any personal information about students.

### How are tutors selected?

The selection process is rigorous. Tutors take subject-matter exams; get education verification; undergo background checks at the county, state, and federal level; participate in interviews; and engage in ongoing quality control.

### What should students expect from a session?

Tutors provide encouraging, empowering support. They follow a Socratic method of teaching that helps guide students through the learning process. Tutors work with students to help them understand how to solve problems on their own. After each session, your student will be equipped with knowledge to help with future assignments.

### How often can students connect with a tutor? Is there a limit?

Students can connect with a tutor anytime—there is no limit. Through the partnership with Tutor.com, students have 24/7 access to 1-to-1 tutoring and homework help.

### Can students work with the same tutor again?

Absolutely! Students can add tutors to their Favorites list so that they can schedule a future time to work together—or check to see if those tutors are available for on-demand tutoring.

### Can students review previous sessions?

Yes again! Students can click “View your previous sessions” on their account page to see transcripts of or replay previous sessions.

### How does Tutor.com help address learning gaps?

The availability of 24/7 homework help, test prep, and concept review for every student allows students to accelerate their learning and get support—anytime, anywhere, on any internet-connected device.

### How does Tutor.com support socio-emotional learning?

While Tutor.com is an academic tutoring service, we offer 1-to-1 tutoring in study skills subjects that help drive student success. These include notetaking, organizational skills, stress management, healthy habits, and more—available in both English and Spanish.

# Top 10 Facts FOR PARENTS ABOUT tutor.com™

A Service of 



## 1 Safe and anonymous

All tutors must pass a rigorous application process including an extensive background check. No personal information is shared between students and tutors. All work is completed in our recorded classroom.

## 2 Available at no cost for eligible students

Eligible students can access Tutor.com at no cost, and you will not be asked to purchase anything.

## 3 Personalized learning sessions

Every Tutor.com session is personalized to meet the needs of each student, from remedial to advanced levels. Sessions focus on conceptual learning and critical thinking—not just quick answers.

## 4 Wide variety of subjects

Students can get help in math, science, English, writing, social studies, Spanish, computer literacy, AP® course topics, and more.

## 5 More than just homework help

Tutors assist students with specific homework problems, but they can also help with concept review, writing assignments, test prep, and more.

## 6 Learning day extension

Whether it's 4:00 PM on Tuesday or midnight on Sunday, with more than 3,500 highly-vetted expert tutors, Tutor.com can help every student in their moment of need—24/7, on demand, 1-to-1.

## 7 Accelerated achievement

96% of students who use Tutor.com say it helps them complete their homework, and 95% say it helps them improve their grades.\* Students come to class better prepared and ready to learn.

## 8 Confidence-building support

Students of all skill levels can get help from a tutor. In fact, 96% of students responding to our post-session surveys have said that using Tutor.com makes them feel more confident in their learning.\*

## 9 Easy to use and accessible from anywhere

Wherever students have online access—at home, at school, and anywhere in between—they can connect to a tutor using a computer or mobile device.

## 10 Endorsed by parents


"This service has been excellent and wonderful. My 7-year-old son is actually motivated to do his homework because of it. Thank you so much!"

**Our tutors are standing by to help students—anytime, anywhere.**

**PATERSON  
PUBLIC  
SCHOOLS**



**tutor.com™**

A Service of 

All Paterson Public School students in Grades 6-12 can log in to their FREE account today through CLEVER!

\*Based on 2021 post-session Tutor.com student surveys

AP® is a trademark registered by the College Board, which is not affiliated with, and does not endorse, this product. The Princeton Review® is not affiliated with Princeton University.

# Writing Support on Your Terms

Get help with your writing from the experts at Tutor.com



A Service of The Princeton Review

**Writing Support Your Way:** No matter where you are in the writing process, our highly vetted expert writing tutors can provide the support you need, when you need it.

## Live Session

### Connect with a Tutor for 1-to-1, On-Demand Support


Work with a tutor online to get help brainstorming ideas, making an outline and revision plan, using correct grammar and punctuation, and more. Work interactively with your tutor to improve your paper and your writing skills.



## Drop-Off Paper Review

### Upload Assignments & Receive Feedback Within 12 Hours

Balance your heavy workload while still getting the support you need. Get help from an expert tutor with grammar, punctuation, structure and flow, theme development, citations, and more.



## Feedback

Get comprehensive feedback on your writing project from one of our expert tutors.



### SUMMARY

of strengths and weaknesses



### ACTION PLAN

with what you need to work on



### RECOMMENDED RESOURCES

for more writing tips



### FINAL SUMMARY

focused on the areas you requested

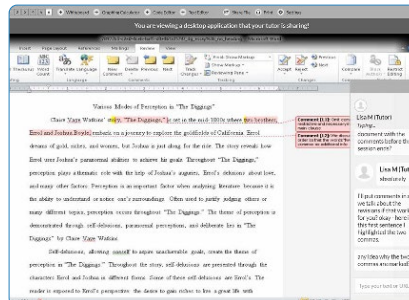
## Live Session: Connect 1-to-1 with a Live Tutor

### STEP 1

Click on **Connect with a tutor now** at the top of the page. Complete the short questionnaire to be matched with an expert writing tutor.

### STEP 2

Use our interactive whiteboard and text editor to revise your paper while you text or talk with your tutor.



## Drop-Off Paper Review: Submit Your File

### STEP 1

Click on **Drop Off Your Work** at the top of the page. Select **Writing Review** in the dropdown. Fill out the submission form, choose the file you would like to upload, and click Submit at the bottom of the page.

### STEP 2

Once your paper has been reviewed and returned, click on **My Account** and select **Completed Sessions**. Locate your essay review session and open the Summary Feedback Form and Reviewed Document.

